


## RLC Self Aligning Accessories



### FEATURES

- Capacities: 0.25 - 10t
- Hardened components at all load bearing surfaces
- Rocker pin load introduction
- Stainless steel construction
- Built-in horizontal movement control and lift-off protection
- Load cell (re)placement after installation of the mount

### DESCRIPTION

The RLC self-aligning silo mount, combined with the RLC load cell family, provides weighing assemblies suitable for process control, batch weighing, silo/hoppers and belt scale applications.

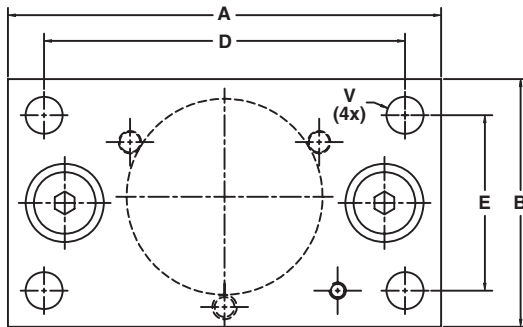
The RLC self-aligning foot assembly is an ideal solution for medium capacity platform scales and belt scale applications.

The RLC mount and foot are based on a rocker pin design, combining excellent load introduction to the transducer with an overall low profile. Hardened stainless steel components are used at all bearing surfaces. The fully stainless steel construction guarantees long term reliability, even in the most harsh of environments.

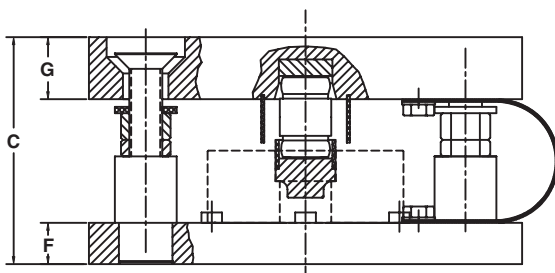
### APPLICATIONS

- Process control
- Batch weighing
- Silo/hopper weighing
- Belt scale weighing

### OUTLINE DIMENSIONS in mm




Capacity	0.5t, 1t	2t, 3.5t, 5t	10t
A	150	160	210
B	100	110	120
C	75	100	110
D	120	120	175
E	70	70	85
F	15	20	20
G	20	20	30
V	Ø13	Ø16	Ø18



**ACCESSORIES**

**Self Aligning Mount**

The stainless steel RLC mount tolerates controlled movement in all directions. The silo or hopper is held captive, eliminating the need, unless major load movement is anticipated, for additional check rods. The unique design allows the load cell to be placed or replaced after installation of the mount.



**Height Adjustable Foot**

This stainless steel foot, which has 5mm of height adjustment, provides excellent load introduction to the load cell. The foot allows flexibility in platform design without compromising overall system performance.



**Non Adjustable Foot**

The non-adjustable, stainless steel foot carries the same specifications as the height adjustable version, while providing an even lower profile.



**Further information:**

<b>Self Aligning Mount</b>	<b>0.25 - 1t</b>	<b>2 - 5t</b>	<b>10t</b>
Height, mount assembly + RLC	75	100	110
Outline drawing	899043-00	899045-00	499094-10
Mount assembly guideline	AG 05/7-100/01	AG 05/7-100/01	-
<b>Self Aligning Feet</b>	<b>0.25 - 1t</b>	<b>2 - 5t</b>	<b>10t</b>
Outline drawing non-adjustable foot	899041-00	899042-00	-
Height of non-adjustable foot + RLC	50	85.2	-
Outline drawing adjustable foot	499083-00	499084-00	499093-00
Height of adjustable foot + RLC	60+5	92.6+5	120.2+5

## Disclaimer

All product specifications and data are subject to change without notice.

Vishay Precision Group, Inc., its affiliates, agents, and employees, and all persons acting on its or their behalf (collectively, "Vishay Precision Group"), disclaim any and all liability for any errors, inaccuracies or incompleteness contained herein or in any other disclosure relating to any product.

Vishay Precision Group disclaims any and all liability arising out of the use or application of any product described herein or of any information provided herein to the maximum extent permitted by law. The product specifications do not expand or otherwise modify Vishay Precision Group's terms and conditions of purchase, including but not limited to the warranty expressed therein, which apply to these products.

No license, express or implied, by estoppel or otherwise, to any intellectual property rights is granted by this document or by any conduct of Vishay Precision Group.

The products shown herein are not designed for use in medical, life-saving, or life-sustaining applications unless otherwise expressly indicated. Customers using or selling Vishay Precision Group products not expressly indicated for use in such applications do so entirely at their own risk and agree to fully indemnify Vishay Precision Group for any damages arising or resulting from such use or sale. Please contact authorized Vishay Precision Group personnel to obtain written terms and conditions regarding products designed for such applications.

Product names and markings noted herein may be trademarks of their respective owners.