

Nederlands Meetinstituut

Test certificate

Number **TC5892** revision 1
Project number 10131502
Page 1 of 4

Issued by NMI Certin B.V.
Hugo de Grootplein 1
3314 EG Dordrecht
The Netherlands

Notified Body Number 0122

In accordance with Paragraph 8.1 of the European Standard on Metrological aspects of non-automatic weighing instruments EN 45501:1992/AC:1993 and by application of the OIML International Recommendation R 60 (Edition 2000). The applied error fraction p_i , meant in the paragraph 2.4.2 of the standard is 0.7.

Applicant Tedea-Huntleigh International Ltd.
5a Hatzoran St.,
Netanya, 42506
Israel

In respect of The model of a **single point, bending beam load cell**, with strain gauges, tested as a part of a weighing instrument.
Manufacturer : Tedea-Huntleigh International Ltd.
Type : 1252

Characteristics

Maximum capacity (E_{max})	75, 100, 150, 200 and 300 kg		
Accuracy Class	C		
Maximum number of load cell intervals (n)	1000	2000	3000
Ratio of minimum LC Verification interval $Y = E_{max} / V_{min}$	2000	4000	15000

In the description TC5892 revision 1 further characteristics are described.


Nederlands Meetinstituut
Hugo de Grootplein 1
3314 EG Dordrecht
Telephone +31 78 6332332
Telefax +31 78 6332309

NMI B.V.
(Chamber of Commerce no.27.228.701)

Subsidiary companies:
NMI Van Swinden Laboratorium B.V. (27228703)
NMI Certin B.V. (27.233.418)
Verispect B.V. (27.228.700)

This document is issued under the provision that NMI. B.V. nor its subsidiary companies accept any liability.

Reproduction of the complete document is allowed. Parts of the document may only be reproduced after written permission



Nederlands Meetinstituut

Test certificate


Number **TC5892** revision 1
Project number 10131502
Page 2 of 4

Description and documentation The load cell is described in the description number TC5892 revision 1 and documented in the documentation folder number TC5892-1, appertaining to this test certificate.

Remarks Summary of the test involved: see Appendix number TC5892 revision 1. This revision test certificate replaces the earlier version, except for its documentation folder.

Delft, 11 September 2001
NMI Certin B.V.

P.P.M. van Enkevort
Manager Certification Delft



1 General information about the load cell

All properties of the load cell, whether mentioned or not, may not be in conflict with the standard mentioned in the test certificate.

1.1 Essential parts

Description	Drawing number	Rev.	Remarks
General dimensions Model 1252 load cell	288.000.00-3	A	Mechanical
Wired sensor Model 1252 load cell	288.200.00-2	B	Electrical

Cable:

The load cell is provided with a 6-wire system, the cable length has to be approximately 3 meters. The cable should be a shielded cable, the shield is not connected to the load cell.

1.2 Essential characteristics

Minimum dead load	: 0 kg
Safe overload	: 150 % of E_{max}
Rated Output	: 2.0 mV/V \pm 0.2 %
Input impedance	: 415 Ω \pm 15 Ω
Output impedance	: 350 Ω \pm 3 Ω
Recommended excitation	: 10 V DC/AC
Excitation maximum	: 15 V DC/AC
Transducer material	: Aluminium or Anodised Aluminium
Atmospheric protection	: Adhesive Silicone Rubber

1.3 Essential shapes


The load cell is built according to drawing:

- General dimension Model 1252 Load cell, drawing number 288.000.00-3

The data plate is sealed against removal or will be destroyed when removed. The data plate mentions at least the information and markings as described in the OIML R60 document. In the countries where it is mandatory the load cell should bear this test certificate number: TC5892.

Securing:

The connecting cable of the load cell or the junction box is provided with possibility to seal.



Nederlands Meetinstituut

Appendix

Number **TC5892** revision 1
Project number 10131502
Page 4 of 4

Tests carried out for this test certificate: Model 1252

Test	Institute	type, version, remarks
Temperature test and repeatability (20, 40, -10 and 20 °C)	NMi Certin B.V	C3, 75 kg
Temperature effect on minimum dead load output (20, 40, -10 and 20 °C)	NMi Certin B.V	C3, 75 kg
Creep test (20, 40 and -10 °C)	NMi Certin B.V	C3, 75 kg
Minimum load output return (20, 40 and -10 °C)	NMi Certin B.V	C3, 75 kg
Barometric pressure test at room temperature	NMi Certin B.V	C3, 75 kg
Humidity test	NMi Certin B.V.	C3, 75 kg